



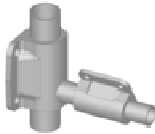


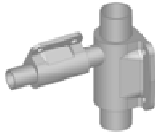




Technical Data Sheet Subject to Alteration

SL1.H



SL2.H



<p>SL1.1.H</p> 	<p>SL2.1.H</p> 
<p>SL1.2.H</p> 	<p>SL2.2.H</p> 
<p>SL1.1.V</p> 	<p>SL2.1.V</p> 
<p>SL1.2.V</p> 	<p>SL2.2.V</p> 

L-Pattern GMP Configuration: Main Valve Size_____ Tube or Valve Outlet Size_____

Fabrication Figure Number: _____